

# GUIDED **BIOFILM** THERAPY

A GAME CHANGER FOR BETTER ORAL PROPHYLAXIS



**EMS**   
MAKE ME SMILE.

# SCIENTIFIC CONSENSUS GUIDED BIOFILM THERAPY PROTOCOL

## A NEW CONCEPT TO PRIMARY AND SECONDARY PREVENTION

Guided Biofilm Therapy (GBT) is based on treatment steps that are individually proven by multiple Randomized Control Trials (RCTs). The main differences in the GBT protocol compared to conventional professional tooth cleaning are:

1. Disclosing: Biofilm becomes visible.

Disclosing biofilm for targeted removal and patient motivation leads to significantly better results than professional tooth cleaning without disclosing<sup>1,2,3</sup>.

2. AIRFLOW®: Biofilm is the main cause of oral disease and calculus therefore we start with the removal of the cause.

AIRFLOW® with PLUS powder (Erythritol) is superior to hand instrumentation and PIEZON® technology in supra- and subgingival biofilm management<sup>5,8,9</sup>.

AIRFLOW® is faster, gentler to tissues, easier to learn and painless. AIRFLOW® with PLUS powder (Erythritol) therefore is the method of choice for maintenance<sup>4,6,7,10,11,15,20,23</sup>.

In the non-surgical treatment of periodontitis and peri-implantitis, the application of AIRFLOW® with PERIOFLOW® Nozzle also achieves very good outcomes<sup>12,13,14,16,17,18,24</sup>.

3. PIEZON® PS: Targeted removal of calculus - protecting the teeth.

The use of PIEZON® with the PS Instrument leads to the same clinical results as the use of manual instruments<sup>19,22</sup>.

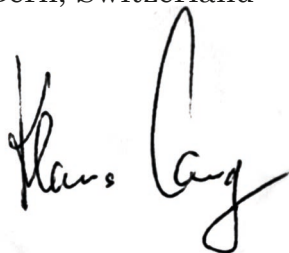
PIEZON® PS is faster, less invasive<sup>21,22</sup>, more pleasant for patients and practitioners and the technique is easier to learn. Removing biofilm before, increases the visibility of calculus, minimizing overinstrumentation, hence dental tissues are preserved.

4. No polishing.

A polish with polishing paste, rotating brushes and rubber cups are no longer necessary after a treatment with AIRFLOW® PLUS powder (Erythritol). The tooth surfaces are perfectly cleaned and the natural tissues are preserved<sup>25</sup>.

Nyon/Switzerland, May 14<sup>th</sup>, 2019, Consensus


**Prof. Dr. N. Lang**  
Periodontology  
Bern, Switzerland



**Prof. Dr. A. Lussi**  
Cariology  
Bern, Switzerland



**Dr. K-D. Bastendorf**  
Dental Practitioner specialized  
in Prevention, Germany



LINK TO  
LITERATURE LIST



# PATIENTS LOVE GBT



GUIDED BIOFILM THERAPY - **GBT** - IS AN EVIDENCE-BASED, CLINICAL, INDICATION-ORIENTED, MODULAR, PREVENTIVE AND THERAPEUTIC PROTOCOL FOR ALL ORAL APPLICATIONS.



**"I FEEL GOOD"**

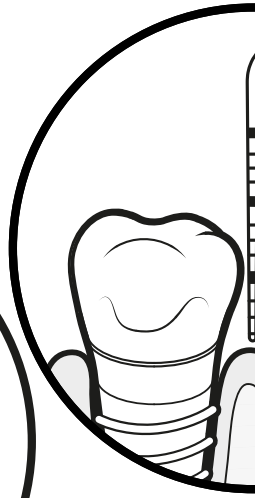
- ▶ ONLY THE **VERY** BEST FOR MY PATIENTS
- ▶ ONLY THE **SWISS** ORIGINALS

# THE **GBT** COMPASS AND ITS

## **08** RECALL

HEALTHY PATIENT = HAPPY PATIENT

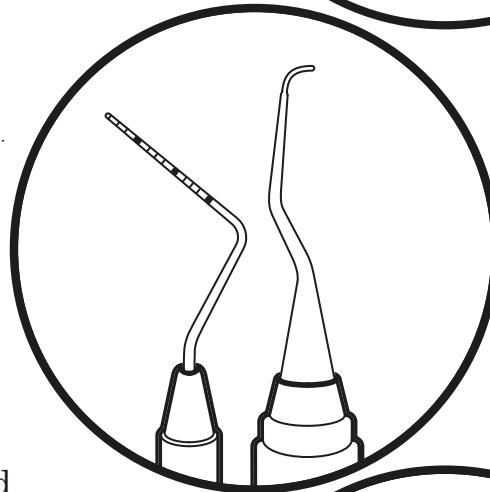
- ▶ Schedule recall frequency according to risk assessment
- ▶ Ask your patient if he or she liked the treatment



## **07** CHECK

MAKE YOUR PATIENT SMILE

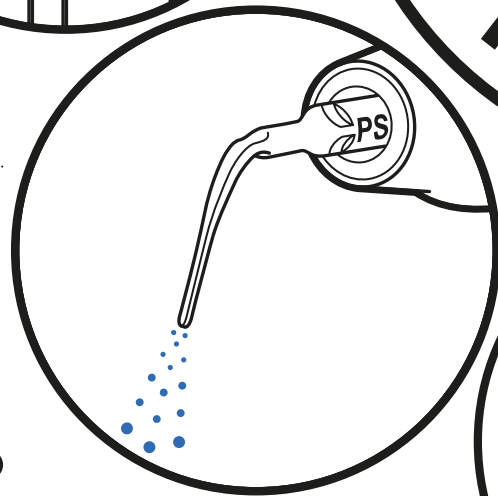
- ▶ Do a final check for remaining biofilm
- ▶ Ensure calculus is fully removed
  - ▶ Accurately diagnose caries
  - ▶ Protect with fluoride
  - ▶ No polishing anymore



## **06** PIEZON® PS

REMOVE REMAINING CALCULUS

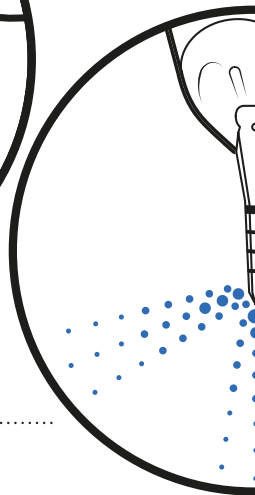
- ▶ Use the minimally invasive EMS PIEZON® PS Instrument supra- and subgingivally up to 10 mm
- ▶ Clean > 10 mm pockets with mini curette
  - ▶ Use EMS PIEZON® PI MAX Instrument around implants up to 3 mm subgingivally and on restorations



## **05** PERIOFLOW®


REMOVE BIOFILM IN >4 TO 9 MM POCKETS

- ▶ Use AIRFLOW® PLUS Powder on natural teeth in deep pockets and root furcations and on implants
- ▶ Use new and slimmer PERIOFLOW® Nozzle





# 8-STEPS PROTOCOL



## 01 ASSESSMENT AND INFECTION CONTROL

ASSESS EVERY CLINICAL CASE AND IMPLEMENT HYGIENE MEASURES

- ▶ Start by rinsing with BacterX® Pro mouthwash
- ▶ Assess teeth, gingiva and periodontal tissues
- ▶ Assess implants and peri-implant tissues

## 02 DISCLOSE

MAKE BIOFILM VISIBLE

- ▶ Highlight to patients the disclosed biofilm and their problematic areas with EMS Biofilm Discloser
- ▶ The color will guide biofilm removal
  - ▶ Once biofilm is removed, calculus is easier to detect

## 03 MOTIVATE

RAISE AWARENESS AND TEACH

- ▶ Emphasize the importance of prevention
- ▶ Instruct your patients in oral hygiene
- ▶ EMS recommends interdental brushes or dental floss as well as electric or manual toothbrushes and AIRFLOW® erythritol toothpaste for daily home care

## 04 AIRFLOW® MAX

REMOVE BIOFILM, STAINS AND EARLY CALCULUS

- ▶ Use AIRFLOW® MAX for natural teeth, restorations and implants
- ▶ Remove biofilm supra- and subgingivally up to 4 mm using AIRFLOW® PLUS 14 µm Powder
  - ▶ Also remove biofilm from gingiva, tongue and palate

# WHY GBT?

- 1 A GAME CHANGER **FOR BETTER ORAL PROPHYLAXIS**
- 2 GOOD ORAL HEALTH = **HEALTHY PATIENT**
- 3 BEST CLINICAL PROTOCOL = **BEST CLINICAL RESULTS.**  
GBT REDUCES THE RISK OF CARIES, GINGIVITIS AND PERIODONTAL DISEASE.  
“We can be sure only when biofilm has been completely removed.”  
Nicole Einemann and Manuela Cordes, Dental Hygienists, Dr. Arendt Dental, Bremerhaven, Germany
- 4 **PATIENTS WANT GBT. NOTHING ELSE.**  
NO MORE FEAR OF PAIN. NO MORE DISCOMFORT.  
ONCE EXPERIENCED, PATIENTS LOVE GBT,  
ESPECIALLY CHILDREN.
- 5 **SATISFIED CLINICIANS,**  
RELAXED PATIENTS. EFFICIENT, SYSTEMATIC  
WORKFLOW WITH ERGONOMIC INSTRUMENTS.  
BYE-BYE STRESS, BYE-BYE CARPAL TUNNEL S., BYE-BYE BIOFILM.
- 6 **SUCCESSFUL DENTAL PRACTICES -**  
GOOD MONEY FOR GOOD WORK. ENTHUSIASTIC PATIENTS WILL  
RECOMMEND THE **GBT-CERTIFIED** PRACTICE.
- 7 ORAL MEDICINE & PREVENTION ARE THE **FUTURE OF DENTISTRY.** GBT IS THE FUTURE OF PREVENTION.
- 8 GBT IS A SURPRISING **“I FEEL GOOD EXPERIENCE”.**  
STATE-OF-THE-ART IS FAVORED BY PATIENTS.  
AND BY CLINICIANS.



Reserve a free GBT Demo: [gbt-dental.com/GBT-DEMO-ENG](http://gbt-dental.com/GBT-DEMO-ENG)



# HOW TO DO GBT?



## 01 ASSESSMENT AND INFECTION CONTROL

Protect your patients and your practice team from infections. Start GBT by rinsing 40 seconds with BACTERX® Pro. Diagnosis and documentation of the individual supra- and subgingival status for each patient.

## 02 DISCLOSE

Make the oral biofilm visible by disclosing and explain the **WHY** to the patient. Scientific evidence confirms that oral biofilm causes 95 % of all dental problems: caries, gingivitis and periodontitis.



## 03 MOTIVATE

Emphasize the importance of oral home care and professional prevention. Instruct your patients in oral hygiene.

## 04 AIRFLOW® MAX

Eliminate the disclosed biofilm supra- and subgingivally up to 4mm with AIRFLOW® MAX and AIRFLOW® PLUS Powder. The original **AIR-FLOWING®** is minimally invasive and pain-free.\*

## 05 PERIOFLOW®

Remove oral biofilm in deep pockets up to 9mm with PERIOFLOW® Nozzle and AIRFLOW® PLUS Powder.\*

## 06 PIEZON® PS / PI MAX

Gently remove calculus on natural teeth with the original PIEZON® NO PAIN PS (Perio Slim) Instrument and around implants, restorations and orthodontic appliances with the new PIEZON® PI (Peri Implant) MAX Instrument.\*

## 07 CHECK

Check whether oral biofilm and calculus have been removed completely and whether previously hidden caries is now visible. Conventional professional teeth cleaning removes only 50 % of oral biofilm in areas that are difficult to reach.

Source: Stiftung Warentest 7/2015. **NO MORE POLISHING**. Polishing and grinding with abrasive pastes is truly no longer necessary. Why produce unnecessary smear layers?

## 08 RECALL

Would your patient like to answer the GBT questionnaire?

This is helpful for a successful GBT treatment.

Schedule the next prophylaxis appointment.

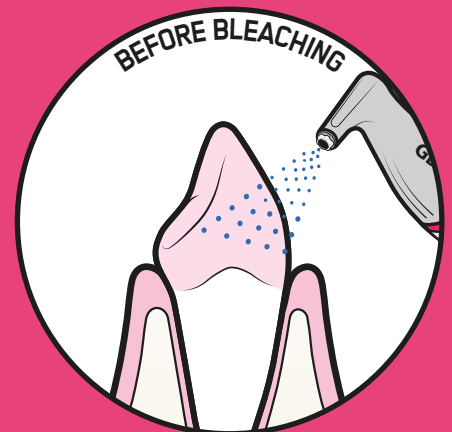
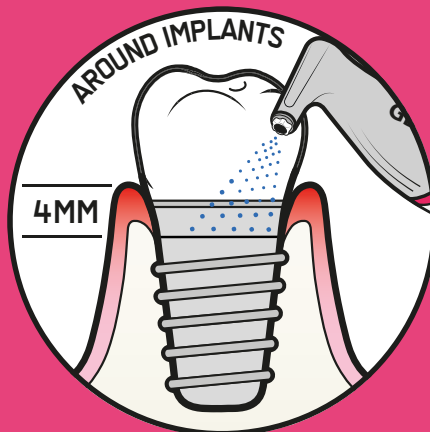
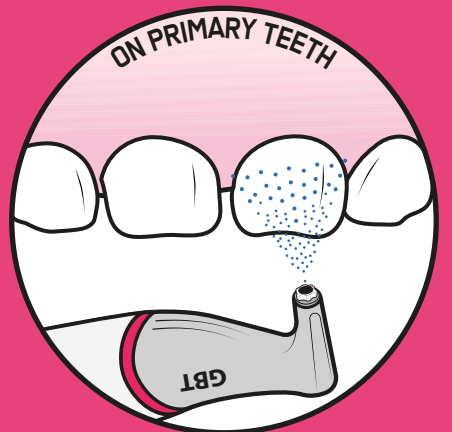
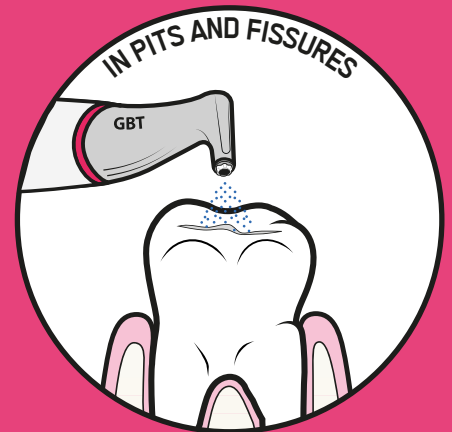
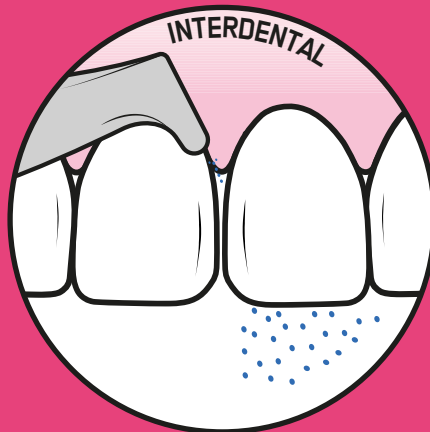
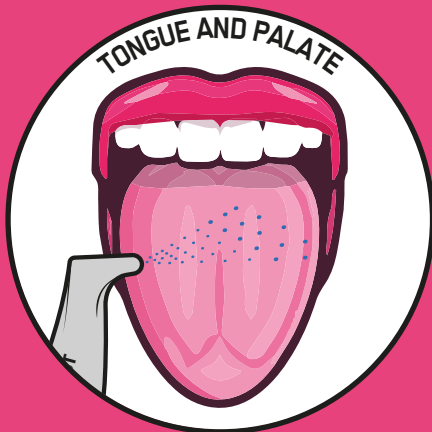
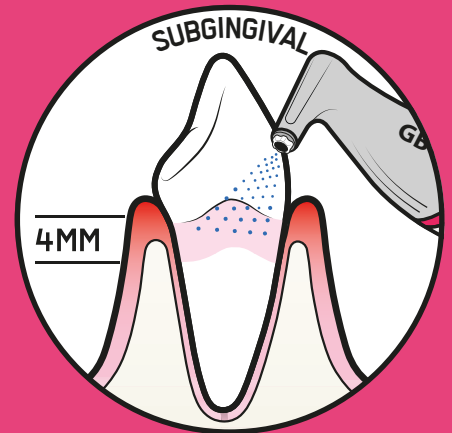
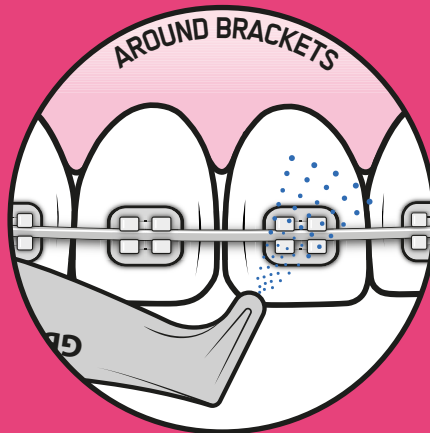
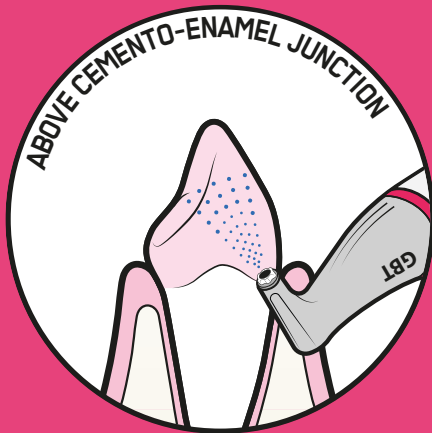
\*Learn more about how GBT works in practice, how to avoid dust when AIR-FLOWING®, how to use PERIOFLOW® correctly or how to minimize the risk of emphysema at the Swiss Dental Academy (SDA): [www.swissdentalacademy.com](http://www.swissdentalacademy.com)

**A REGULAR GBT RECALL GUARANTEES  
LASTING ORAL HEALTH FOR YOUR PATIENTS.**

**We recommend a free GBT Demo: [gbt-dental.com/GBT-DEMO-ENG](http://gbt-dental.com/GBT-DEMO-ENG)**

# GUIDED **BIOFILM** THERAPY

## AIRFLOW<sup>®</sup> MAX

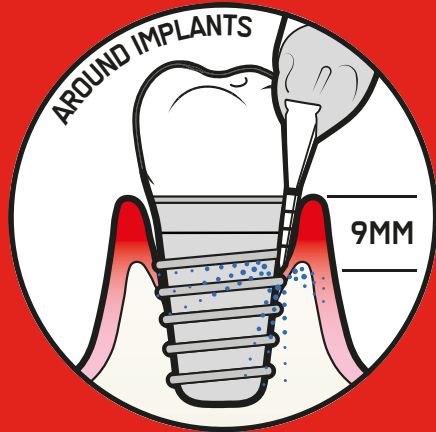
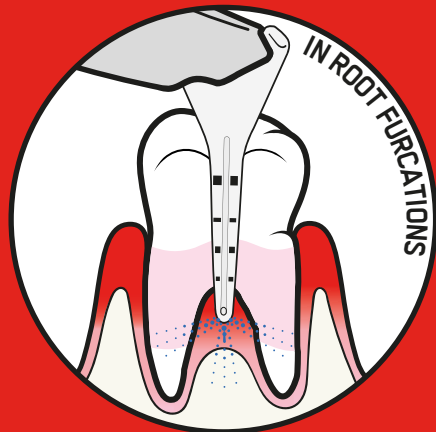
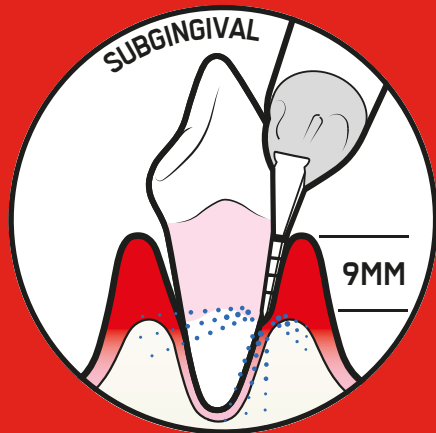




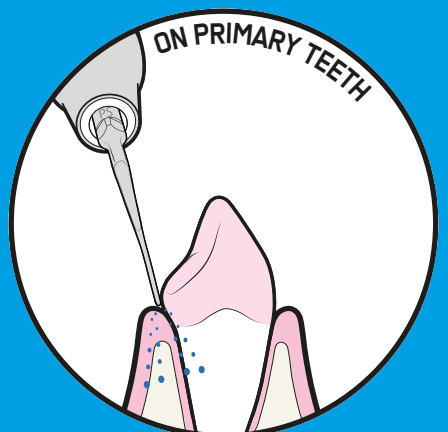
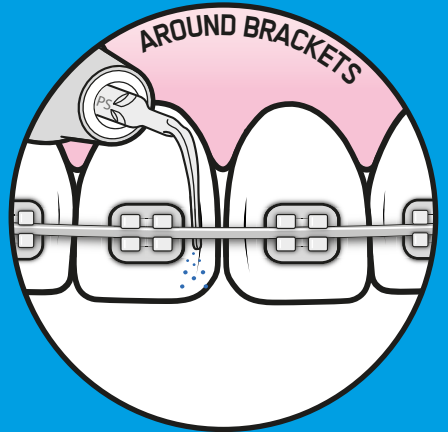
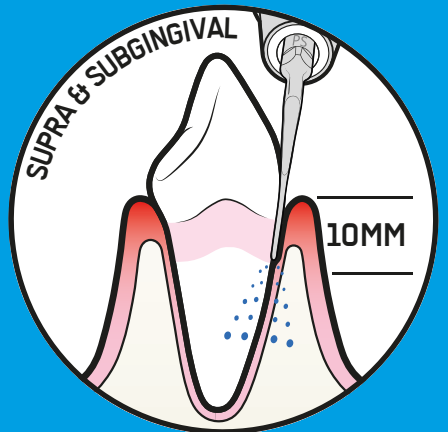
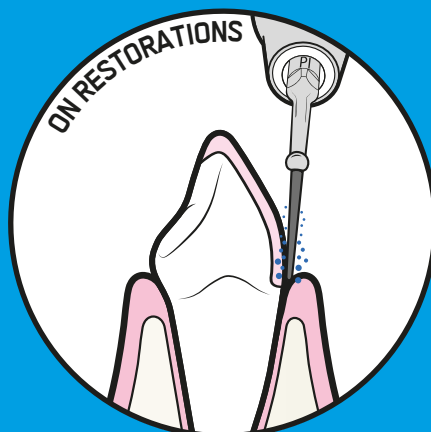
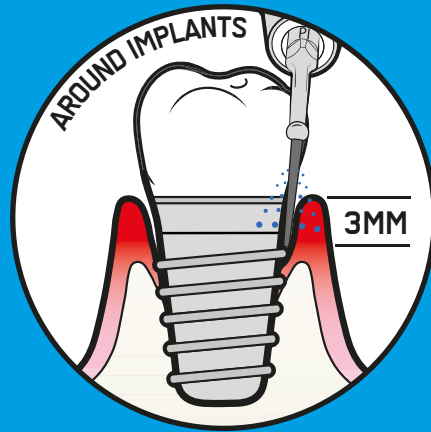
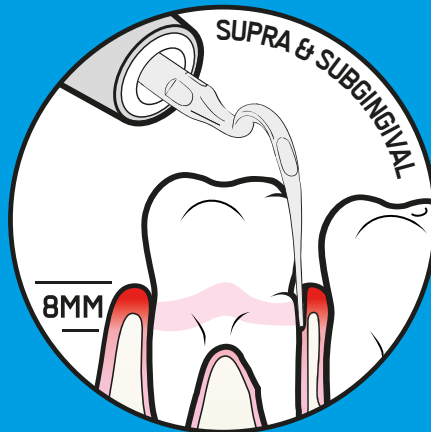
# THE MULTITALENT



## PERIOFLOW®



## PIEZON® PS



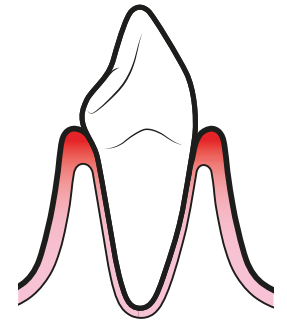
**22**  
APPLICATIONS  
OF GBT

# BYE-BYE BIOFILM

## GINGIVITIS

One of the main causes of gingivitis is the presence of biofilm. In this case, the gingivitis is clearly visible in the interdental areas. The EMS Biofilm Discloser reveals the presence of biofilm indicating incorrect oral hygiene. GBT was performed using the AIRFLOW® PLUS Powder. GBT motivated the patient on the correct use of interdental aids and tooth brushing.

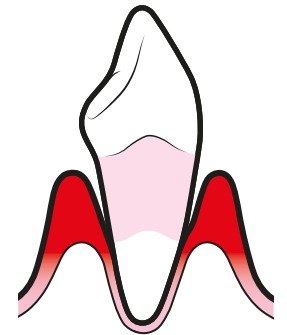
- ▶ GBT prevents and treats gingivitis.



## PERIODONTITIS

In this case, the patient had periodontitis with generalized bleeding, recession and exposed root surfaces. GBT was performed using the AIRFLOW® MAX, PERIOFLOW® and PIEZON® PS Instrument to remove all biofilm supra- and subgingivally. GBT is very comfortable, especially on exposed root surfaces.

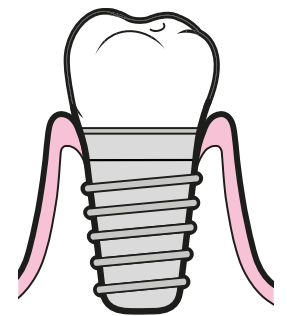
- ▶ GBT prevents periodontal disease and helps maintain good oral health.



## PERI-IMPLANTITIS

In this patient with peri-implantitis, GBT was performed using AIRFLOW® MAX and PERIOFLOW® NOZZLE to remove all biofilm supra- and subgingivally. All remaining calculus was removed using the PIEZON® PI Instrument.

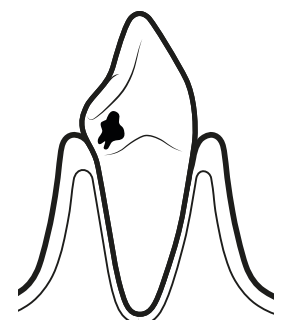
- ▶ In patients with peri-implantitis, GBT is one of the most minimally invasive treatments for oral biofilm management.



## CARIES DETECTION

Accurate caries detection and diagnosis requires the presence of clean teeth. In this patient, use of the EMS Biofilm Discloser showed the presence of mature biofilm interdentally as well as along the gingival margin. After performing GBT, interdental caries was revealed.

- ▶ GBT helps detect caries with precision.
- ▶ No more biofilm = No more caries.





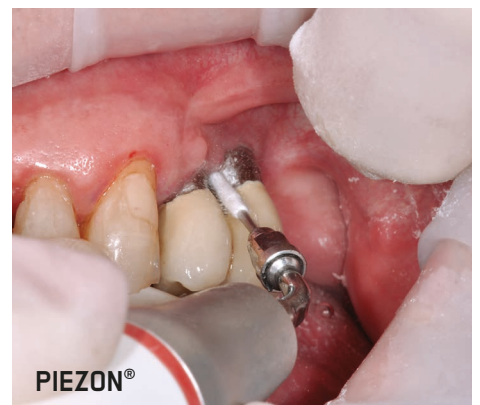
# "WE CAN BE SURE ONLY WHEN BIOFILM HAS BEEN COMPLETELY REMOVED"\*



Photos: Courtesy, Prof. Magda Mensi



Photos: Courtesy, Celso da Costa



Photos: Courtesy, Prof. Magda Mensi



Photos: Courtesy, Beverly Watson

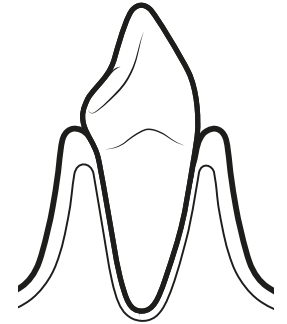
\*N. Einemann, M. Cordes, Dental Hygienists - Dr. Arendt Dental, Bremerhaven, Germany

# GUIDED BIOFILM THERAPY

## PEDODONTICS

In this case, using EMS Biofilm Discloser visibly reveals cariogenic biofilm and helps motivate the young patient. Children love AIRFLOW® MAX, it is “cool” and they have no fear of the treatment.

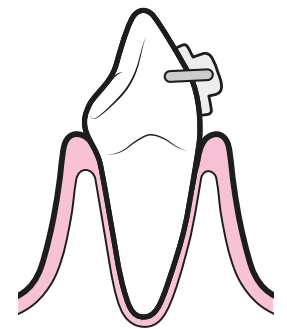
- ▶ The pain-free GBT method motivates children and helps prevent caries.



## ORTHODONTICS

Children, teenagers and adults often face the challenge to keep their orthodontic appliances clean. Clinicians are unable to remove all biofilm and calculus with traditional technologies. GBT overcomes these difficulties by not only motivating and re-instructing patients on oral hygiene, but also by removing supragingival biofilm with ease and precision. In this case, post GBT, all demineralized white spot lesions have been revealed, which prevented aggressive treatments.

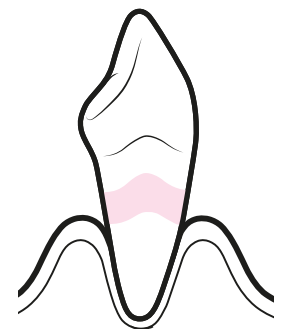
- ▶ When done routinely in orthodontic patients, GBT prevents caries and maintains orthodontic appliances.



## EXPOSED DENTINE

Removing biofilm and calculus from exposed dentine surfaces is a huge challenge. Patients often suffer from hypersensitivity due to over-instrumentation. In this patient, GBT was performed with AIRFLOW® PLUS Powder and PIEZON® PS Instrument to remove all biofilm and calculus from the root surfaces preserving the natural integrity of the root surface.

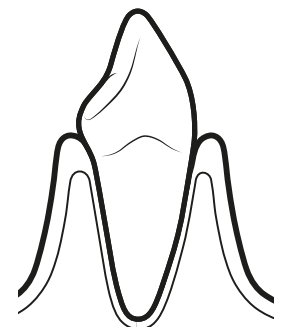
- ▶ GBT delivers the highest quality treatment with comfort.



## STAINS AND CALCULUS

AIRFLOW® MAX removes stains and early calculus, minimizing the use of power instrumentation to remove hard calculus.

- ▶ GBT makes your patient smile again.





# FOR EVERY PATIENT



BEFORE DISCLOSING



AFTER DISCLOSING



AFTER GBT

Photos: Courtesy, Dr. Gleb Aseev



BEFORE DISCLOSING



AFTER DISCLOSING



AFTER GBT

Photos: Courtesy, Dr. Gleb Aseev



BEFORE DISCLOSING



AFTER DISCLOSING



AFTER GBT

Photos: Courtesy, Prof. Magda Mensi



BEFORE GBT



AFTER GBT

Courtesy of Beverly Watson



# ORTHODONTICS



**"I FEEL  
GOOD"**



# IN GBT FOCUS

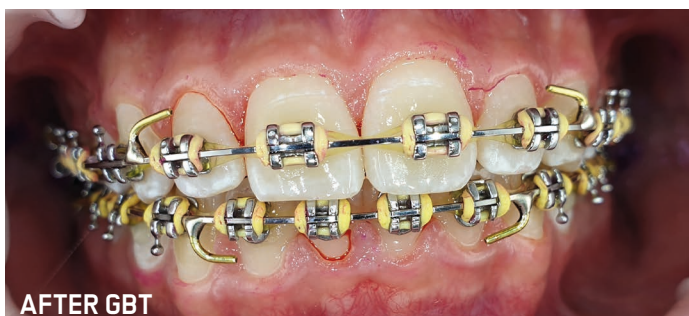


## **GBT PREVENTS** DEMINERALIZATION, WHITE SPOTS, CARIES, GINGIVITIS, CALCULUS FORMATION AND BAD BREATH FOR ORTHODONTIC PATIENTS

- ▶ Patients who wear orthodontic appliances are more likely to be subject to biofilm-related oral pathologies, such as caries or periodontal disease, as some areas in the mouth are more difficult to reach when brushing at home.
- ▶ Professional oral hygiene on a regular basis is therefore highly recommended to avoid complications.
- ▶ Not only does regular professional oral hygiene reduce the buildup of debris on and around brackets and attachments, but it also helps minimize wire friction.

### **MINIMALLY INVASIVE PROPHYLAXIS ON ORTHODONTIC PATIENTS**

#### METAL BRACKETS



#### CLEAR ALIGNERS



## **SAFE FOR ALL ORTHODONTIC APPLIANCES**

# THE LAWS OF GBT

## § 1 MAKE BIOFILM VISIBLE!

- ▶ The goal of GBT is to remove all oral biofilm - even in hard-to-reach areas.
- ▶ With conventional professional teeth cleaning, only 50% of oral biofilm is removed in hard-to-reach areas.\*
- ▶ When biofilm is made visible, it can be removed much faster and more precisely.
- ▶ Disclosed biofilm on teeth and soft tissues motivates the patient to improve home prevention (home care) in the context of Oral Hygiene Instructions (OHI).



REMOVAL OF COLOR = REMOVAL OF BIOFILM

## § 2 USE AIRFLOW® FIRST!

- ▶ Use AIRFLOW® first to remove biofilm, discolorations and thin layers of early calculus.
- ▶ The remaining calculus is now easier to identify and easier to remove with the PIEZON® NO PAIN PS Instrument.
- ▶ This painless and pleasant GBT treatment method, taught by the Swiss Dental Academy (SDA), brings satisfied patients into the practice and improves the recall rate.



AIRFLOW® = "I FEEL GOOD"

\* 07/2015 Stiftung Warentest (German consumer advocacy foundation)



# A GAME CHANGER



## § 3 USE THE PS INSTRUMENT ONLY!

- ▶ The original PIEZON NO PAIN® PS Instrument oscillates linearly and can be used in 95% of all cases to remove mineralized plaque.
- ▶ Hand instruments lead to increased loss of substance and carry the risk of over-instrumentation.
- ▶ Higher efficiency compared to hand instruments leads to shorter treatment time.
- ▶ The PIEZON® NO PAIN PS Instrument, the PIEZON® handpiece and the PIEZON® NO PAIN electronic module were designed to work together. This trilogy works in harmony.



LESS PAIN = SATISFIED PATIENTS = LOYAL PATIENTS

## § 4 NO MORE POLISHING AND NO MORE HAND INSTRUMENTS!

- ▶ The use of abrasive polishing pastes with rubber cups or polishing brushes could abrade dentine and could abrade and flatten the peaks of enamel over a period of time.
- ▶ The use of hand instruments over a period of time scratches the tooth surface particularly, leading to sensitivity in patients with recession and exposed root surfaces. Besides, hand instruments cause more tissue distention leading to pain.
- ▶ After a GBT treatment, the biofilm is completely removed and the tooth surface is pore-deep clean. There is no need to clean the teeth with abrasive polishing paste!\*



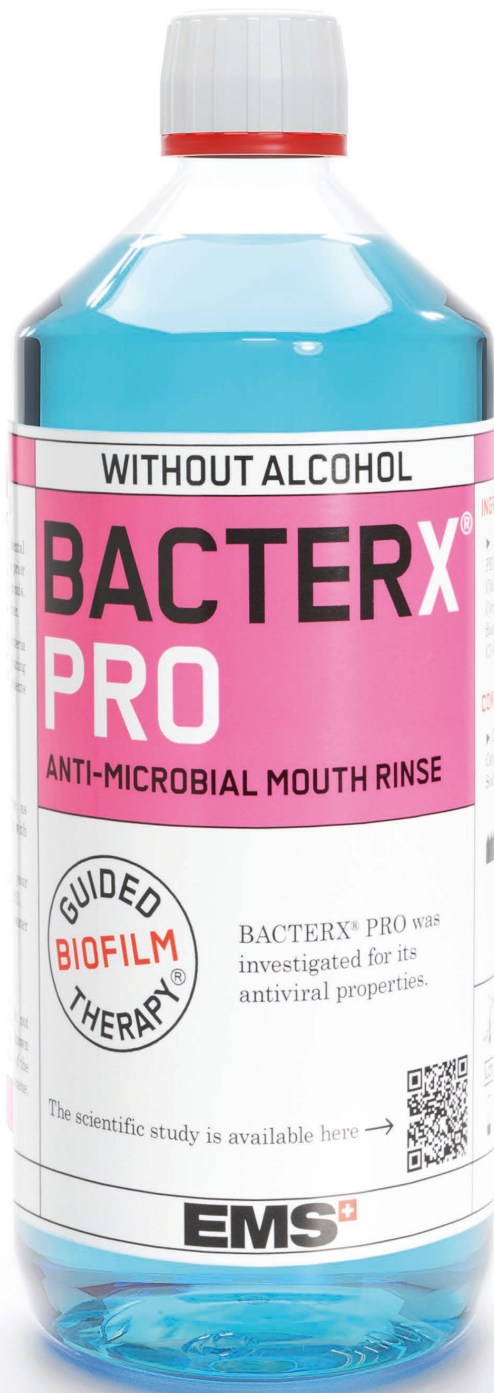
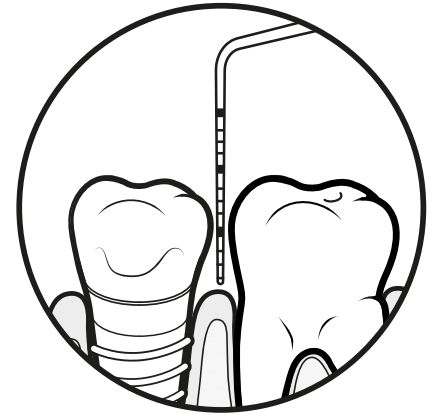
### WHY CREATE SMEAR LAYERS?

\*In vitro study of surface changes induced to enamel and cementum by different scaling and polishing techniques  
Arefniaa B, Kollerb M, Wimmer G, Lussi A, Haas M, Oral Health Prev Dent 2021;19(1):85-92

# 01 HOW TO START GBT

## DISINFECTION AND ASSESSMENT

- ▶ BACTERX® Pro is the first step in modern professional teeth cleaning known as Guided Biofilm Therapy Protocol.
- ▶ Start GBT treatments and other procedures by rinsing with BACTERX® Pro mouth rinse.
- ▶ The new BACTERX® Pro offers dental professionals an effective solution for reducing the number of viable bacteria and viruses in aerosols.
- ▶ Assess teeth and periodontal tissues.
- ▶ Assess implants and peri-implant tissues.



## BACTERX® PRO

- ▶ REDUCES BACTERIAL & VIRAL COUNT IN AEROSOLS
- ▶ COMBATS ORAL BIOFILM AND PREVENTS CARIES
- ▶ HEALTHY TEETH AND FRESH BREATH
- ▶ PLEASANT TASTE
- ▶ NO ALCOHOL

LEARN ABOUT  
BACTERX® PRO




# 02 DISCLOSE



## MAKE BIOFILM VISIBLE

- ▶ Biofilm becomes visible only by disclosing with the original EMS Biofilm Discloser (dual tone). This visualization prevents over-instrumentation.
- ▶ The disclosed biofilm guides the practitioner through the treatment. Targeted biofilm removal leads to significantly better results.



LEARN ABOUT  
BIOFILM DISCLOSER





# 03 MOTIVATE

► The clinician shows and explains to the patient which areas are not reached during oral hygiene at home. Thanks to the collaborative analysis of the patient's oral home care habits, patients feel they are taken seriously and are motivated to improve potential deficits. Disclosing strengthens patient communication on equal terms.





# THE GBT TOOTHPASTE

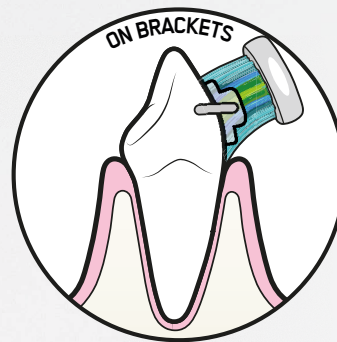
## THE FIRST ERYTHRITOL-BASED TOOTHPASTE

► Compared to sorbitol and xylitol, erythritol is known to inhibit the growth of biofilm and to reduce caries and plaque.

The high amount of free fluoride contained in AIRFLOW® toothpaste reinforces its anti-cariogenic effect<sup>1</sup>.



- ERYTHRITOL- BASED AIRFLOW® TOOTHPASTE
- HIGH ANTI-CARIOGENIC PROPERTIES
- LOW ABRASIVITY FOR SMOOTH AND EFFICIENT DAILY HOME CARE
- BIOCOMPATIBLE, NO SLS<sup>2</sup> OR PARABENS
- IDEAL FOR SENSITIVE PATIENTS



LEARN ABOUT  
TOOTHPASTE



<sup>1</sup>Barbara Cvikl and Adrian Lussi - Healthcare 2021, 9, 935  
<sup>2</sup>Sodium Lauryl Sulfate

# THE SWISS ORIGINAL.

**GOOD  
DESIGN**

THE CHICAGO  
ATHENAEUM

2018



\*GOOD DESIGN®, one of the most important design awards in the world from the Chicago Athenaeum Museum of Architecture and Design.



# THE SWISS MASTER.



## THE AIRFLOW® PROPHYLAXIS MASTER

The original from the Inventor. Guaranteed Swiss precision and superb design. Top performance, reliability and know-how. Experts in prophylaxis since 1981.



## THE GBT PROPHYLAXIS STATION

The Swiss-made AIRFLOW® Prophylaxis Master was developed at the EMS Research Center with more than 100.000 hours of technical and clinical testing in collaboration with leading dental professionals worldwide.

# 04 AIRFLOW<sup>®</sup> MAX

## BETTER VISIBILITY, **BETTER EFFICIENCY** AND AEROSOL CONTROL

▶ The main benefit of the new AIRFLOW<sup>®</sup> MAX handpiece is LAT – Laminar AIRFLOW<sup>®</sup> Technology – patented Swiss Precision imbedded in its nozzle. LAT offers a much better visibility of the treated area, offers a higher efficiency and significantly reduces aerosol.

- ▶ BETTER VISIBILITY
- ▶ A LOT LESS NOISE
- ▶ HIGH PRECISION WORK
- ▶ LESS RECOIL FORCE
- ▶ HIGH REDUCTION OF AEROSOL SPLATTER
- ▶ HIGH PATIENT COMFORT
- ▶ HIGH USER COMFORT
- ▶ MUCH SLIMMER AND LIGHTER HANDPIECE



MORE ABOUT  
AIRFLOW<sup>®</sup> MAX



reddot winner 2021


# A NEW ERGONOMY



## THE BRILLIANT NEW AIR-FLOWING® FROM THE INVENTOR OF THE ORIGINAL

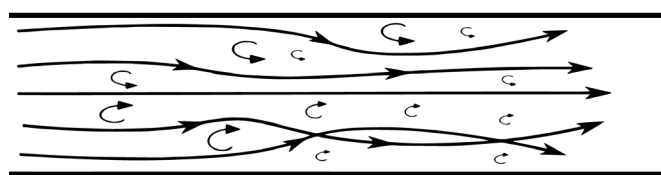
► The new AIRFLOW® MAX handpiece with its patented Laminar AIRFLOW® Technology is another brilliant innovation from the EMS Research Center. AIR-FLOWING® is now even more gentle, more comfortable, more efficient and aerosols are considerably reduced. There is a big difference between Air-Polishing and AIR-FLOWING®.

### LAMINAR FLOW



AIRFLOW® MAX with the new Laminar Flow for perfect control.

### TURBULENT FLOW



The traditional AIRFLOW® behavior.



Precise and focused air and AIRFLOW® PLUS Powder jet, shielded by water spray.



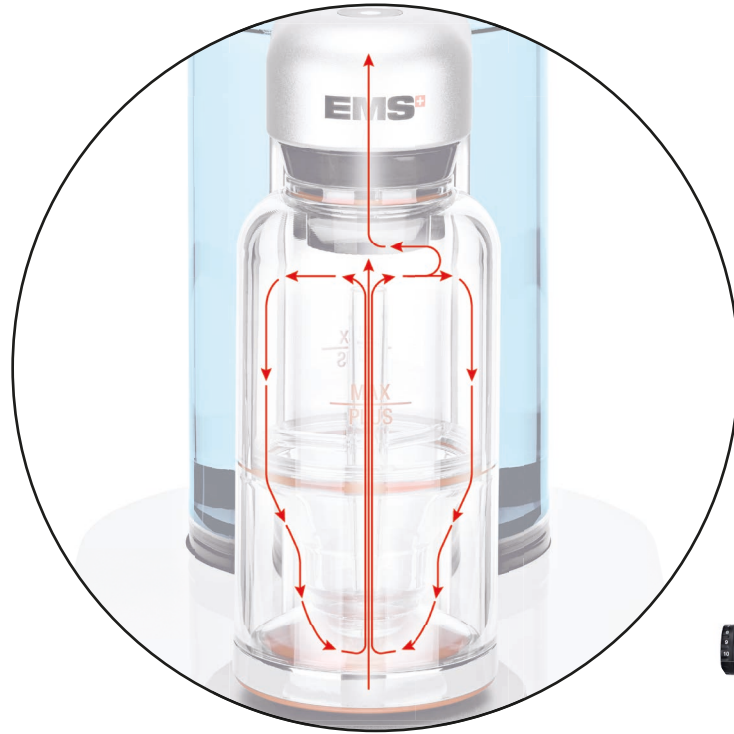
Six hexagonal water channels for more precision and substantial aerosol reduction.

## HIGH-TECH FROM SWITZERLAND SINCE MORE THAN 40 YEARS - A NEW ERGONOMY DESIGNED BY THE INVENTOR OF THE ORIGINALS


► The re-engineered handpiece enables an optimal circulation and acceleration of the PLUS powder before it exits the nozzle. The compressed air now reaches the speed of sound within the nozzle, which leads to strong noise reduction, much less recoil force in the hands of the clinician and much higher patient comfort. The much lighter and slimmer handpiece makes GBT treatments even more comfortable for clinicians in their daily work.

# BEST AIR-FLOWING® EVER


## THE HEART OF AIR-FLOWING® THE POWDER CHAMBER



## EMS HIGH TECH - THE WINNER IS GBT!



AIRFLOW® MAX delivers precise and well-directed AIRFLOW® PLUS Powder jet with high efficiency. Every single PLUS Powder particle is well-guided for high splatter reduction.



An Air-Polishing device produces uncontrolled large angle powder exit leading to poor efficiency and more splatter.

**NEW HIGH TECH AIR-FLOWING®  
WITH THE AIRFLOW® MAX FROM  
THE INVENTOR OF THE ORIGINALS!**

**CALL YOUR GBT EXPERT AT EMS!**

**ATTENTION  
CHANGED ANGLE  
OF USE**





# GBT FLOWCONTROL®



**NEW GBT HIGH SPEED SUCTION AGAIN  
DESIGNED IN SWITZERLAND, TO CONTROL  
AEROSOL AND SPLATTER.**

**FOR BEST VISIBILITY AND  
AEROSOL/SPLATTER  
CONTROL, ALWAYS USE  
THE GBT FLOWCONTROL®  
IN COMBINATION WITH  
THE GBT VISIGATE®**



**WATCH THE  
VIDEO ON  
FLOWCONTROL®**

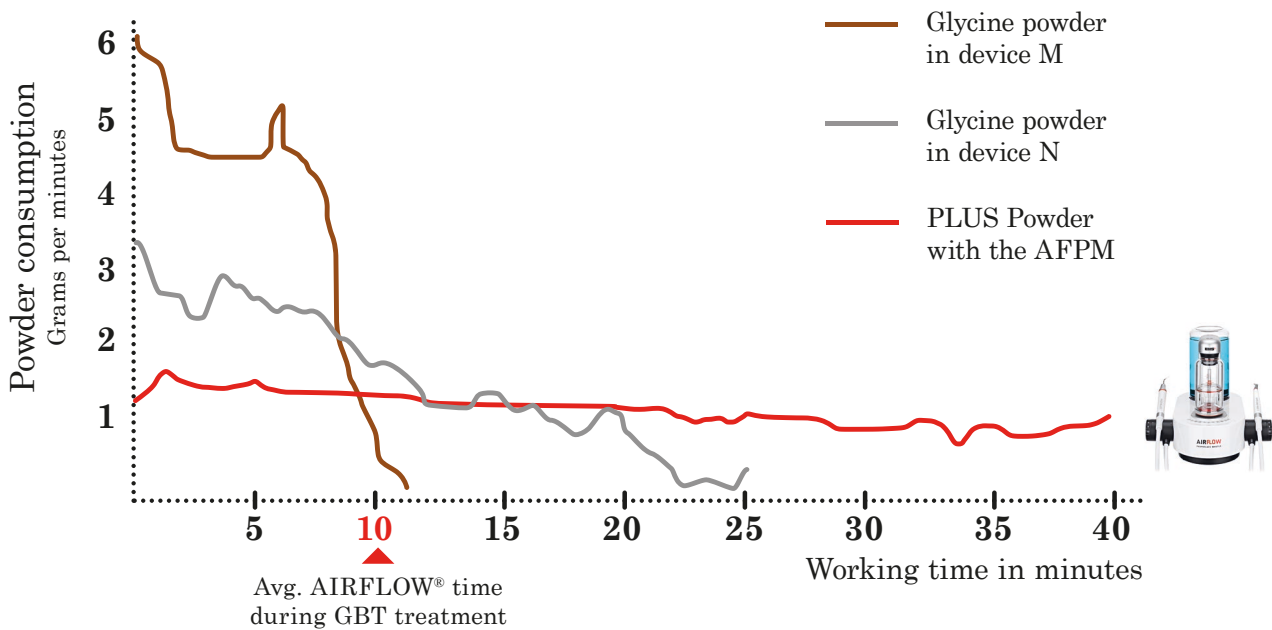


- ▶ **BEST VISIBILITY**
- ▶ **AEROSOL /  
SPLATTER CONTROL**

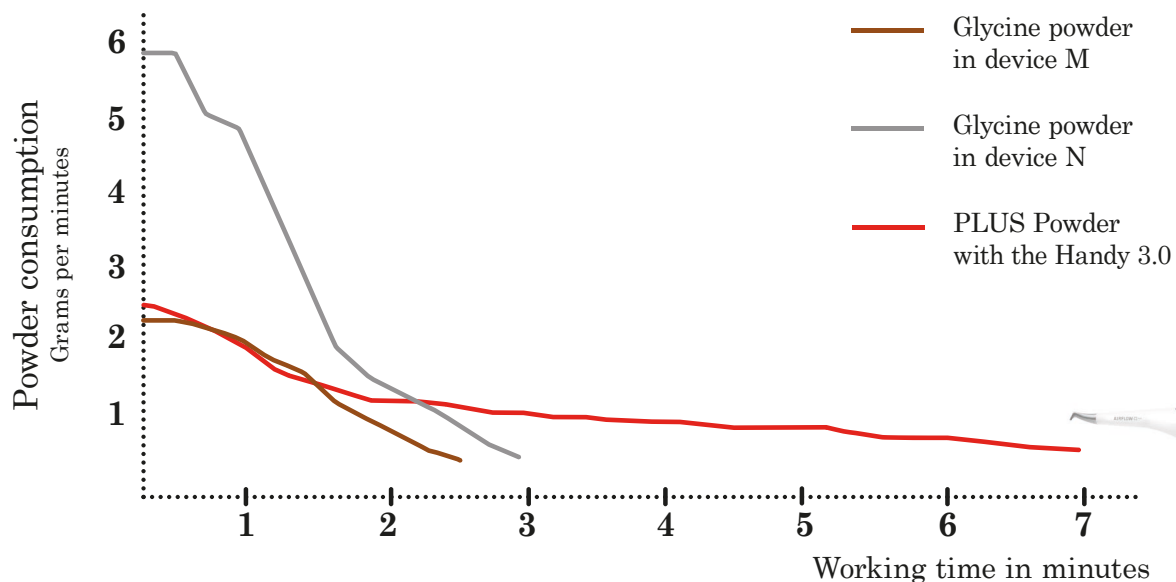
# SCIENTIFIC STUDY PROVES

## AIR-FLOWING® IS SUPERIOR TO “AIR-POLISHING” THE DIFFERENCE IS HUGE

- ▶ The scientific study proves that the EMS AIRFLOW® Prophylaxis Master (AFPM) offers a very even and efficient powder flow (Laminar Technology) for up to 40 minutes.
- ▶ This delivers a very constant treatment quality and high patient and user comfort. The time of an AIRFLOW® treatment is on average 10 minutes.



## HANDYS ARE ONLY FOR A QUICK FIX - NOT FOR GBT





# AIR-FLOWING® IS KING



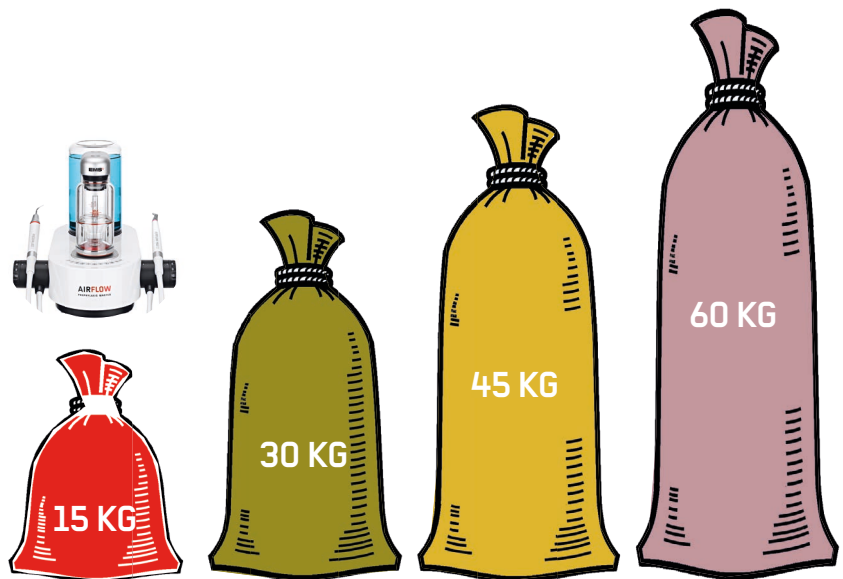
## TO BUY A CHEAP AIR-POLISHER IS EXTREMELY COSTLY OVER TIME - LOW PERFORMANCE INCLUDED

- ▶ A practice with frequent recall appointments will see 750 patients per year with 1.500 treatments. These numbers can be achieved by one DH and one AFPM (Prophylaxis station) or GBT Lounge on 9m<sup>2</sup>. This will generate 150.000 to 200.000 Euros of regular income for the practice.
- ▶ A chain of 20 dental practices in Switzerland found that the GBT recall DH's refer over time up to 64% of additional treatments (caries, bleaching, aligner) to the dentist.

## NUMBERS TALK


▶ Average annual powder consumption (1.500 GBT treatments) of 1 AIR-FLOWING® tabletop unit.

Assumption:  
10 minutes treatment  
10 grams per treatment



OVER CONSUMPTION OF POWDER: The AFPM (reference)      2x      3x      4x

## SCAN AND READ THE FULL SCIENTIFIC STUDY



A NOVEL METHOD TO MEASURE THE POWDER CONSUMPTION OF DENTAL AIR-POLISHING DEVICES

Donnet M, Fournier M, Schmidlin PR and Lussi A - Appl. Sci. 2021, 11(3), 1101

# 05 PERIOFLOW®

## NEW PERIOFLOW® NOZZLE

- ▶ Subgingival biofilm removal (debridement) in up to 9 mm periodontal<sup>1</sup> and peri-implant<sup>2</sup> pockets
- ▶ Initial and follow-up (SPT) periodontal therapy<sup>3</sup>
- ▶ Prevention of mucositis / peri-implantitis<sup>4</sup>
- ▶ Initial and follow-up treatment of mucositis / peri-implantitis<sup>5</sup>



**SLIMMER**  
= more  
comfortable



1. Sculean A, et al. Quintessence Int 2013;44:475-477. | 2. Schwarz F, et al. Quintessence Int 2016;47:293-296. | 3. Flemmig TF, et al. J Periodontol 2012;83:444-452. | 4. Muller N, et al. J Clin Periodontol 2014;41:883-889. | 5. Riben-Grundstrom C, et al. J Clin Periodontol 2015;42:462-469



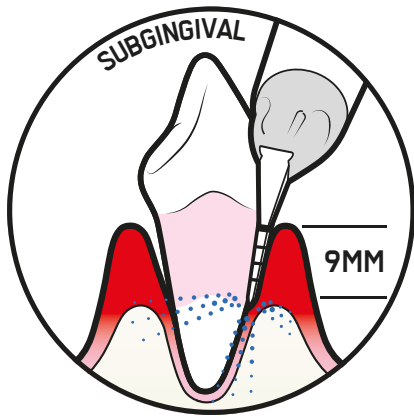
# SUBGINGIVAL SAFETY

## SLIMMER, SAFER AND EASIER TO USE

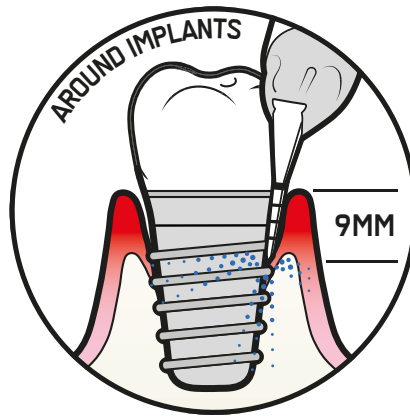
The new PERIOFLOW® Nozzle is more flexible and allows increased accessibility to adapt to the topography of periodontal / peri-implant pockets. There is a groove in the Nozzle for pressure reduction enhancing safety.



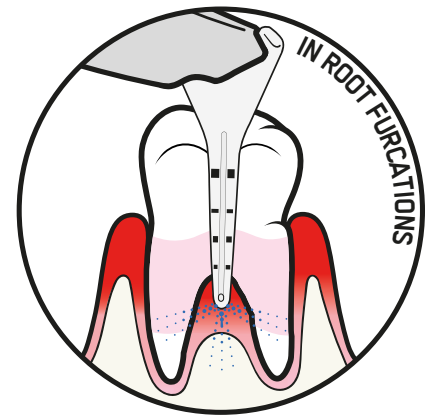
## PERIOFLOW® APPLICATIONS



PERIODONTAL POCKETS



PERI-IMPLANT POCKETS



ROOT FURCATION



# AIRFLOW® PLUS POWDER

**MINIMALLY INVASIVE**  
**MAXIMALLY PREVENTIVE**  
**OPTIMAL COMFORT**



reddot winner 2021

## TEETH

- ▶ Primary and secondary teeth

## DENTAL HARD TISSUES

- ▶ Enamel
- ▶ Dentine
- ▶ Cementum

## ORAL SOFT TISSUES

- ▶ Gingiva: supragingival and subgingival pockets up to 9mm
- ▶ Tongue
- ▶ Palate

## RESTORATIONS AND PROSTHETICS

- ▶ Restorations
- ▶ Prosthetics
- ▶ Dentures

## IMPLANTS

- ▶ Peri-implant sulcus
- ▶ Deep peri-implant pockets

## ORTHODONTICS

- ▶ Orthodontic brackets
- ▶ Aligners

## PREPARES FOR

- ▶ Caries diagnosis
- ▶ Fluoride treatment
- ▶ Orthodontic treatment
- ▶ Restorative and prosthetic treatment
- ▶ Bleaching procedures

“I'm *also*  
a water  
bottle!”



The original AIRFLOW® PLUS Powder is now available in a high-quality aluminum bottle (400 grams) for greater sustainability. When empty give it to your patient. Such a water bottle is a precious souvenir in Switzerland.

# ONE POWDER ONLY



## SUPRA- AND SUBGINGIVAL



AIRFLOW® MAX



PERIOFLOW® Nozzle





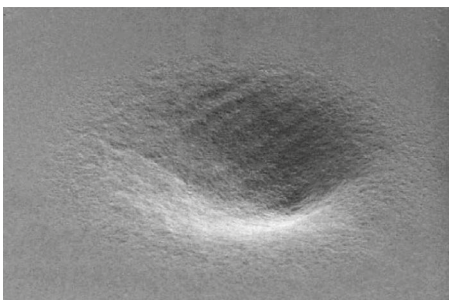
DOWNLOAD  
THE STUDY BY  
PROF. BARNES ET AL

- ▶ The study by Prof. Caren Barnes et al has shown that only powders based on sodium bicarbonate, glycine and erythritol are safe to be used on enamel.\*
- ▶ The only powders that are safe to be used on hybrid composites are erythritol and glycine-based powders.\*
- ▶ Please read the full study by scanning the QR code above.



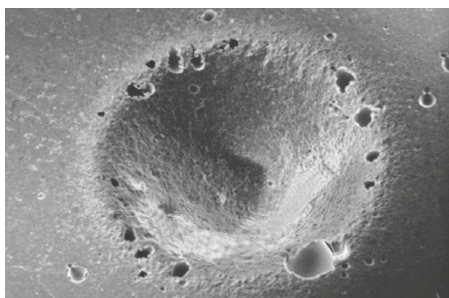
OSSPRAY  
CALCIUM SODIUM  
PHOSPHOSILICATE

EMS AIRFLOW®  
PLUS POWDER  
ERYTHRITOL

EMS COMFORT  
SODIUM BICARBONATE



EFFECT OF 5 SEC AIR POLISHING ON HUMAN ENAMEL



EFFECT OF 5 SEC AIR POLISHING ON GLASS IONOMER

\*An in vitro comparison of the effects of various air polishing powders on enamel and selected esthetic restorative materials  
- Barnes CM, Covey D, Watanabe



# 06 PIEZON® PS


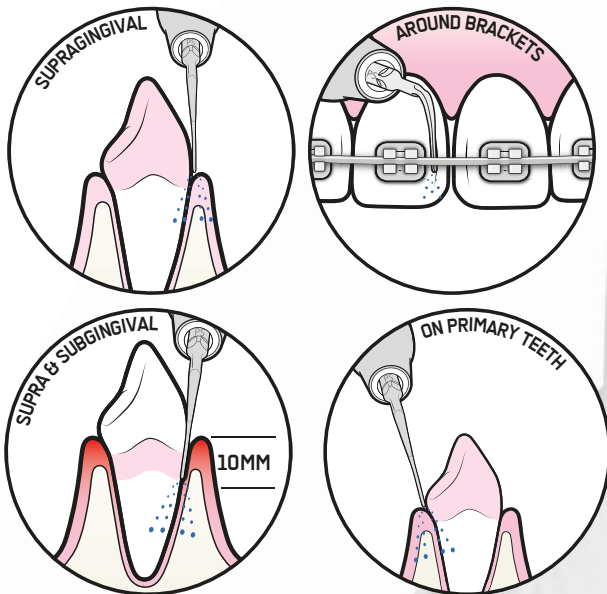
## FOR 95% OF ALL CASES

**MINIMALLY INVASIVE**  
**MAXIMALLY PREVENTIVE**  
**PAIN-FREE**

**REMOVES SUPRA- AND SUBGINGIVAL  
CALCULUS UP TO 10MM**

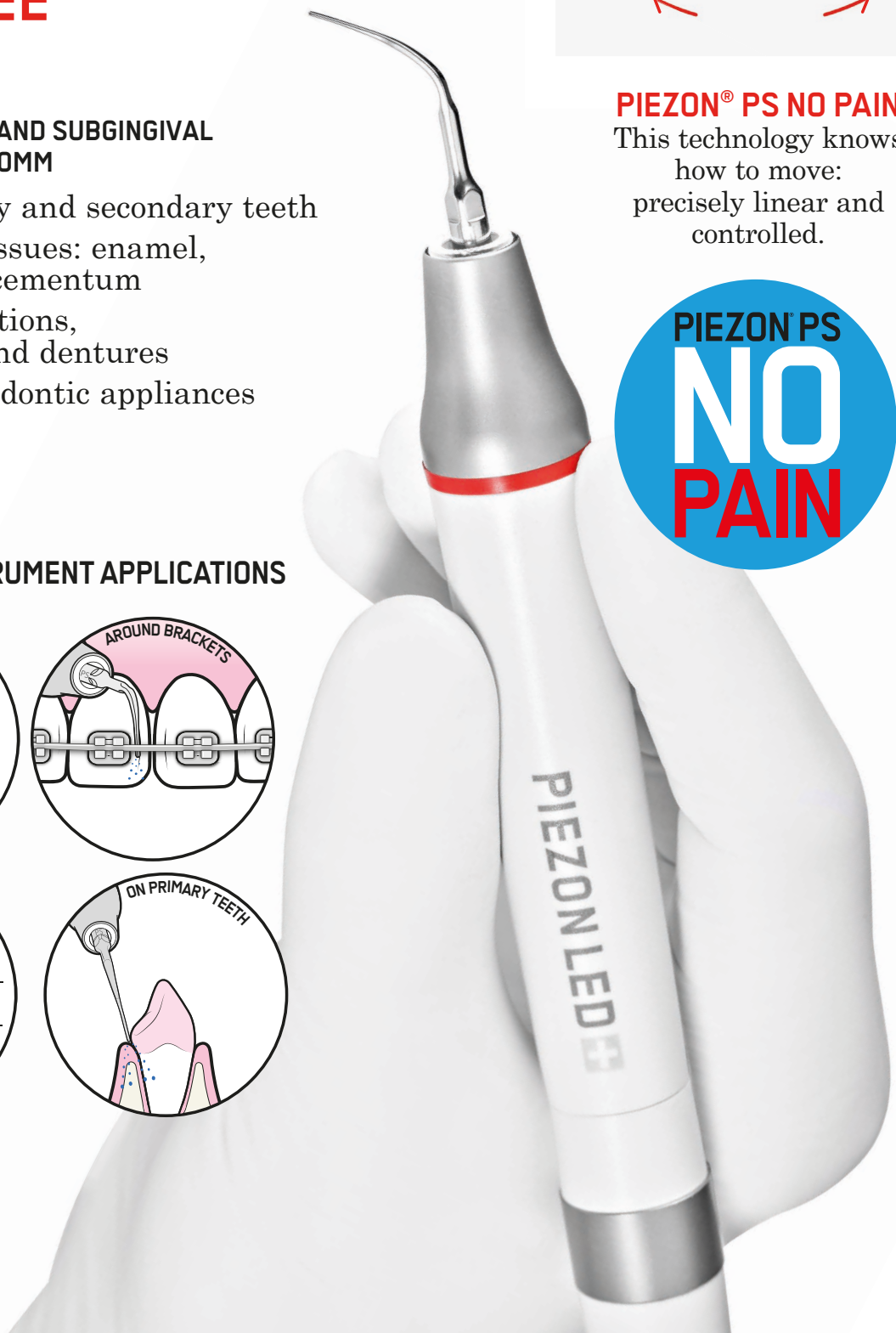
- ▶ From primary and secondary teeth
- ▶ From hard tissues: enamel, dentine and cementum
- ▶ From restorations, prosthetics and dentures
- ▶ Around orthodontic appliances

**PIEZON® PS INSTRUMENT APPLICATIONS**



**PIEZON® PS NO PAIN**

This technology knows how to move:  
precisely linear and controlled.



# THE ONE AND ONLY



AFTER AIRFLOW®



AFTER PIEZON®

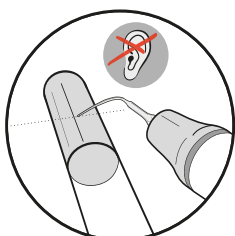
Photos: Courtesy, Prof. Magda Mensi

## CALCULUS REMOVAL WITH PIEZON® PS INSTRUMENT



## ONLY THE PS INSTRUMENT

- ▶ The PIEZON® NO PAIN PS Instrument is slim and smooth like a probe. It is gum-friendly, minimally invasive, maximally preventive and preserves the epithelium due to its absolute linear movements.
- ▶ By using only one instrument to do 95% of the work, things will be easier. For the 5% that remain we recommend our new curved PIEZON® PSL and PSR (Perio Slim Left and Right) Instruments.
- ▶ The PIEZON® NO PAIN Instrument gives the clinician a great sensory and secure feeling when working subgingivally.
- ▶ The treatment with the PS Instrument is pain-free if used the correct way.
- ▶ A pain-free and pleasant treatment is the dream of every patient. This is the key to patient loyalty and satisfaction.
- ▶ The cost of a PIEZON® NO PAIN PS Instrument is only 10-15 cents per treatment! It is not necessary to buy a copy or “compatible” tips.
- ▶ If EMS handpieces are damaged (e.g. the thread) by using a “compatible” tip, your EMS warranty will no longer be valid.
- ▶ The PIEZON® NO PAIN PS Instrument, the PIEZON® Handpiece and the PIEZON® NO PAIN electronic module were made for each other. This trilogy works in harmony.

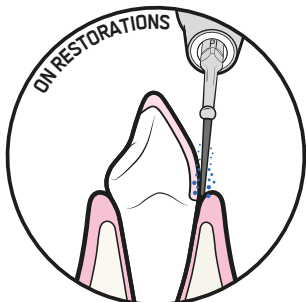
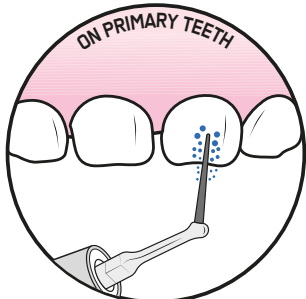
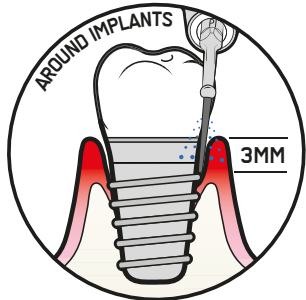
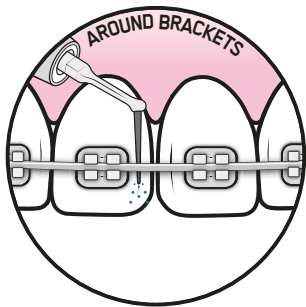


**LEARN ABOUT THE OPTIMAL  
USE OF THE PIEZON® PS  
INSTRUMENT TRAINING TOOL**




# 06 PIEZON<sup>®</sup> PI MAX

THE MINIMALLY INVASIVE SOLUTION FOR  
CALCULUS REMOVAL DURING TREATMENT  
AND MAINTENANCE OF IMPLANTS



20x MAGNIFICATION



OF THE FIRST 2MM OF  
THE PI MAX INSTRUMENT



WATCH THE VIDEO  
ON PI MAX

## ANOTHER ORIGINAL FROM THE INVENTOR

The new PIEZON<sup>®</sup> PI MAX Instrument is the latest innovation from the EMS Research Center in Nyon, Switzerland. Developed to maximize patient comfort together with the minimally invasive Guided Biofilm Therapy protocol, its high-tech PEEK material provides 50% more flexibility and accessibility than the previous generation.



# FOR GENTLE AND EFFECTIVE CALCULUS REMOVAL

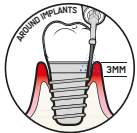


## ON IMPLANTS, RESTORATIONS AND ORTHODONTIC APPLIANCES



### MATERIALS

- ▶ Instrument tip: PEEK with carbon fiber
- ▶ Tip holder: Medical grade stainless steel



### CLINICAL APPLICATIONS

- ▶ Non-surgical treatments around implants, restorations and orthodontic appliances



### COMPATIBILITY

- ▶ AIRFLOW® Prophylaxis Master
- ▶ EMS Devices equipped with PIEZON NO PAIN® technology



### LIFETIME

- ▶ Instrument tip: up to 3 mm wear or 20 treatments
- ▶ The PIEZON® PI MAX Instrument Tool helps to check the wear of the instrument tip in order to replace it when needed
- ▶ Tip holder: 1,000 reprocessing cycles



## NEW PIEZON® CHECK TOOL

For PIEZON® Instruments, check length and tip thread using the PIEZON® Instrument check tool. If PIEZON® Instrument extremity reaches or is shorter than the limit indicated by GBT logo, it can have excessive and uncontrolled vibration. Replace the PIEZON® Instrument.



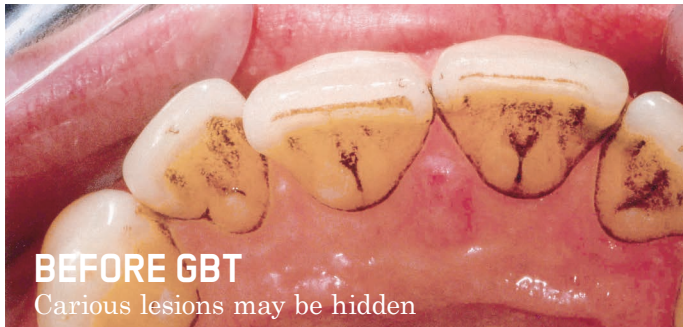
WATCH THE VIDEO ON THE CHECK TOOL



**WARNING: AFTER 2 MM OF WEAR, DO NOT USE YOUR PIEZON® INSTRUMENT ANY LONGER!!**

# 07 CONTROL

## CHECK IF ORAL BIOFILM, STAINS AND CALCULUS HAVE BEEN REMOVED COMPLETELY



Courtesy, Dr. Wolfgang Gutwerk

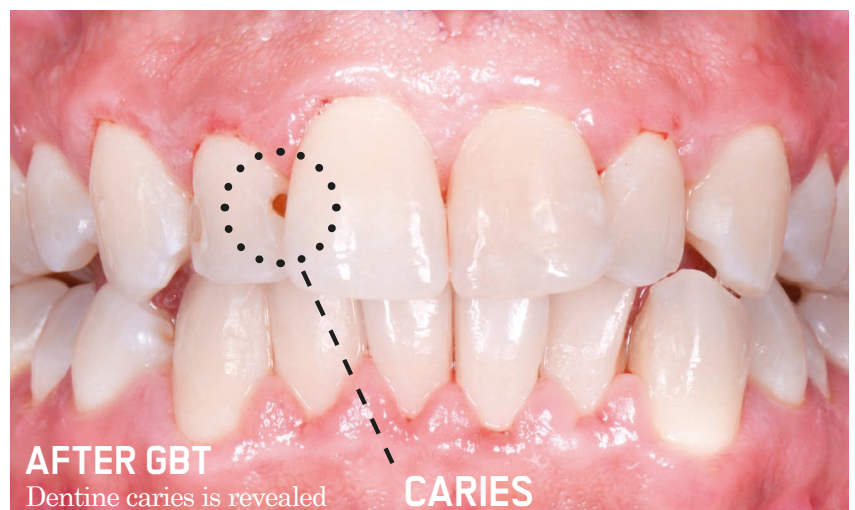
- ▶ Oral biofilm is the cause of 95 % of all problems: caries, gingivitis and periodontitis.
- ▶ Complete biofilm removal provides great visibility of cleaned surfaces.

## HIDDEN CARIES IS NOW VISIBLE



Courtesy, Prof. Hervé Tassery


- ▶ Oral biofilm management enables early caries detection and prevention.
- ▶ Patients enjoy better oral health and are happy to come for recalls.



Courtesy, Prof. Beverly Watson




# NO MORE POLISHING




**BEFORE CLEANING,  
RESIDUAL BIOFILM**

- ▶ The enamel prisms of the natural tooth enamel are easily recognizable.
- ▶ The photo shows the remnants of the bacteria killed by sodium hypochlorite<sup>1</sup>.



**AFTER „POLISHING“ WITH  
LOW-ABRASIVE PASTE RDA 27**

- ▶ The vital enamel prisms have been „polished“ away. Pastes have caused scratches. Biofilm has spread into natural crevices.
- ▶ Overall abrasive pastes and hand instruments cause a valuable loss of dentine and enamel. No improvement of the dental surface<sup>1</sup>.



**AFTER CLEANING WITH  
AIRFLOW® PLUS POWDER**

- ▶ The biofilm has been removed with AIRFLOW®. The surface is clean down to the pores. No abrasion. The enamel prisms remain intact and the surface is perfectly smooth.
- ▶ The tongue no longer feels any roughness - no need to „polish“ with abrasive paste<sup>2</sup>. Save enamel and treatment time<sup>1</sup>.

<sup>1</sup>Camboni S, Donnet M - The Journal of Clinical Dentistry 2016;27:13-18  
<sup>2</sup>Arefniaa B, Kollerb M, Wimmer G, Lussi A, Haas M, Oral Health Prev Dent 2021;19(1):85-92

## PROTECT WITH FLUORIDE

- ▶ Better caries prevention through fluoridation on clean teeth.






**"I FEEL  
GOOD"**

**"CHEAP GETS  
EXPENSIVE"**

**John Ruskin  
(1819-1900)**





# ALL LOVE GBT





# 08 NEW RECALL

REGULAR GBT RECALL GUARANTEES LASTING ORAL HEALTH FOR YOUR PATIENTS

**“AIRFLOW®  
IS COOL -  
SUPER  
COOL.”**

MORRIS MEYER (AGE 9)

“The treatment was for my 3 children, 11, 12 and 14 years old. They were all anxious but after GBT they want to come back as it was so smooth and pleasant without any pain. No fear from prophylaxis anymore!”

**CHARLOTTE, CASSIEN,  
MAXINE, FRANCE**

“For me as a very sensitive patient, Guided Biofilm Therapy is THE form of modern prophylaxis. My treatment was absolutely painless and comfortable.”

**MARKUS E., AUSTRIA**



# HAPPY PATIENTS



“I did a dental cleaning session with the GBT protocol and I found it amazing! Quick, painless and totally effective procedure. I want to do it every week for the result provided, far superior to a normal prophylaxis.”

ANA P. S., BRAZIL

*“My teeth and gums are in great shape. I love it!”*

PETER S., GERMANY

“I’m so happy with GBT, I could not accept any other teeth cleaning method anymore. Due to GBT I see my dentist regularly and gladly for my prophylaxis. And each time I leave the practice I’m happy with my clean and brilliant white smile! To me, prophylaxis with GBT has become a great experience and I clearly recommend it!”

SABINE P.

“GBT achieves what I could not achieve myself and gave me confidence in oral hygiene! And it really is pleasant every time!”

JONGEOK GWON, CHEONAN, REPUBLIC OF KOREA

“Amazing, looking forward coming back.”

BENOIT P., SWITZERLAND

GIVE US YOUR  
FEEDBACK  
THANK YOU!



# HAPPY GBT TRAINERS

## MOTIVATION LETTER FROM VANESSA B.

*Why should I become a GBT trainer?*

*Dear Sir or Madam,*

*my passion for dental hygiene has been growing ever since I started using the GBT method and Prophylaxis Master. Now more than ever, I am convinced that GBT is the modern age of preventive dentistry. It holds great opportunities for the improvement of oral health in our society. Your concept is the key to success. (...)*

*GBT is a very valuable tool for us in our practice because the standardisation of procedures establishes a trustworthy routine for both patient and clinician. Our patients like to come to the recall and are no longer "afraid" of painful treatments. A reliable and measurable quality is given, which stands as a distinction for the practice. (...)*

*I have been able to achieve outstanding treatment results with the GBT concept. Be it the orthodontic treatment, which was about to be cancelled, which I led to a great result with a frequent recall for biofilm management, a lot of motivation, instruction and much empathy. There is also no better concept for periodontal therapy in our practice. We achieve remarkably more successful results than before, especially with regard to the compliance of the PA patients. In the initial therapy, I use the PERIOFLOW® for deeper pockets to remove the biofilm completely. This and the PS Instrument as well as the PIEZON® with the NO PAIN technology are the best combination for me. Another big field of application is in implantology. Anti-infective therapy is initiated before all treatments, from single implants to extensive work or All-on-4. Our periodontist uses the Prophylaxis Master on a regular basis as well. In therapy supplements, open periodontitis treatments and especially in perioimplantitis treatments. For us, biofilm management is the most important aspect in treating microbial diseases. (...)*

*I welcome the challenge to join your company as a GBT trainer and to pursue my talents and interests and develop myself personally. The qualification as a GBT trainer would be the ideal opportunity for me to do this.*

*Yours sincerely,*

*Vanessa B.*


*Cologne, 09.08.21*



# HAPPY PRACTICES



*“Guided Biofilm Therapy – the most comfortable, efficient and gentle protocol for private practices.”*



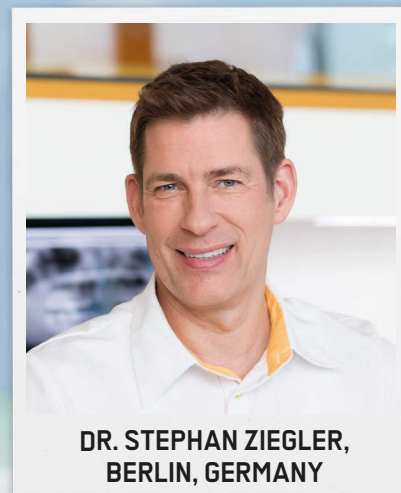
KAREN DAVIS,  
TEXAS, U.S.

**“It’s a game changer.”**


LIANE TURNER, DENTAL HYGIENIST,  
SYDNEY, AUSTRALIA

*“I am very much happy to see my hygienists enjoy offering GMT”*  
MASATOSHI S., JAPAN

*“I found the GMT concept of EMS very convincing from the start. It is something that I’ve been waiting for, and I’m probably not the only one. It’s a logical development that there is finally a powder, erythrithol, with which we can clean, polish and disinfect at the same time.”*



DR. STEPHAN ZIEGLER,  
BERLIN, GERMANY



FAYE DONALD, BEST UK DENTAL  
HYGIENIST 2014 AND 2017

*“Patients started to book in particularly with me. They thought it was me. They thought I was more skilled. A better motivator. An exceptional communicator. It wasn’t me. It was the AIRFLOW®.”*

**GIVE US YOUR  
FEEDBACK  
THANK YOU!**





# SWISS DENTAL ACADEMY



## Learn how to perform GBT with the Swiss Dental Academy

Founded in 2005, the Swiss Dental Academy offers more than 2.000 GBT courses a year (2019) to ensure that clinicians apply the GBT protocol in a consistent way. A total of 345 trainers coach dental teams in 35 countries worldwide. The SDA team includes a core of highly experienced hygienists supported by a growing number of young enthusiastic colleagues. Paired with a hands-on approach, all courses of the SDA are arranged around a strong foundation of scientific evidence. Numerous clinical studies involving the GBT protocol and related instruments have been published in high-level journals.

Following the basic GBT qualification, annual 'train the trainer' updates ensure a consistent quality of the courses. They include specific core themes, such as communication skills or caries prevention.

All SDA trainers are passionate about the GBT protocol, which makes them authentic messengers and convincing instructors.



# GBT PRACTICE TRAINING



## Book your practice training!

Thanks to GBT practice training, the entire prophylaxis team is trained in the application of the GBT protocol. This ensures a successful, standardized GBT treatment.

Together with our SDA trainers from the Swiss Dental Academy, clinicians regularly practice the proper use of the GBT protocol based on a scientific background - from professional to professional.

**Get in touch with the SDA trainers and book your GBT practice training!**



[sda.dental/Contact-GBT-Expert](https://sda.dental/Contact-GBT-Expert)





# JOIN THE **GBT** MOVEMENT!

**“I FEEL  
GOOD”**

**CALL YOUR  
GBT EXPERT  
FROM EMS**



„The GBT Certification to me is a community. It’s a community where providers can share knowledge, where they are being continuously trained and making sure that we always follow the standardized protocol for the benefit of our patients. I am absolutely thrilled to be the first group of GBT-certified practices.“

**- PATRICK SAASEN, CEO OF ADENT DENTAL CLINICS, FIRST GBT-CERTIFIED DENTAL CLINIC**



# GET **GBT** CERTIFIED!

## CERTIFY YOUR PRACTICE

As a GBT Certified practice, become a part of an exclusive network of passionate dental professionals offering dental prophylaxis at the highest possible standards. Backed by the evidence-based GBT protocol, GBT Certified practices benefit from a wealth of exclusive services.



**CERTIFIED PRACTICE**



### HIGHER VISIBILITY AND REVENUE

▶ Your practice will be listed on the GBT Patient Finder ([www.gbt-finder.com](http://www.gbt-finder.com)),\* an online directory to help patients locate you as their closest GBT Certified practice.



### MARKETING TOOLS TO HELP PROMOTE YOUR PRACTICE

- ▶ Welcome kit to help incorporate a recognisable GBT appearance
- ▶ GBT branded material
- ▶ Social media templates and 3D patient-friendly video



### EXCLUSIVE EDUCATION PROGRAM

- ▶ Training based on the latest scientific and clinical research
- ▶ Regular e-learning modules and webinars
- ▶ Follow-up training & training for new team members



### A ONE-YEAR WARRANTY EXTENSION

▶ Receive a second year of warranty on your new AIRFLOW® Prophylaxis Master and AIRFLOW® ONE\*

\*This warranty is only valid if you have completed your first annual maintenance within 12 months following purchase.



### PREMIUM CUSTOMER SERVICE

▶ Ask your GBT expert which benefits apply in your country



**JOIN THE GBT  
MOVEMENT**

\*in the authorized countries


# GBT LOUNGE

THE ULTIMATE SPACE FOR MODERN PROPHYLAXIS -  
THE ULTIMATE SUCCESS WITH GUIDED BIOFILM THERAPY





# WELLNESS ON 9m<sup>2</sup>



## WELLNESS MEETS ORAL PROPHYLAXIS


The GBT Lounge Unit has been designed especially for GBT to make everyday work as easy and comfortable as possible. Sized at only 3 x 3m = 9m<sup>2</sup>, the GBT Lounge is probably the most compact dental set-up in the world fitting even in the smallest prophylaxis room.

## KEY FEATURES

- ▶ Narrow top of the backrest to work more ergonomically
- ▶ Small cuspidor base to get as close to the workplace area as possible
- ▶ Easily adapts to all working positions, whether you're sitting or standing
- ▶ The floating chair provides large legroom for unrestricted operator access

Inspired by clinicians for clinicians, the GBT Lounge allows clinicians to maintain an ergonomic working position throughout the day without unnecessary movement or strain. The GBT Lounge is ideal for both two-handed and four-handed GBT treatments.

*„The new GBT lounges were the best decision I could have made.“*



DR. KATHRIN BAJRAMI-KOBER,  
ESSLINGEN, GERMANY





# CLINICAL EVIDENCE

Guided Biofilm Therapy (GBT)<sup>1</sup> is an evidence-based, clinical, indication-oriented, systematic, modular preventive and therapeutic protocol for all oral applications.

## 01 ASSESSMENT AND INFECTION CONTROL

### ASSESS EVERY CLINICAL CASE AND IMPLEMENT HYGIENE MEASURES

Start by rinsing with BACTERX<sup>®</sup> Pro mouth rinse<sup>2</sup>. Assess teeth, gingiva and periodontal tissues. Assess implants and peri-implant tissues.

## 02 DISCLOSE

### MAKE BIOFILM VISIBLE

Highlight to patients the disclosed biofilm and their problematic areas with the EMS Biofilm Discloser<sup>3,4</sup>. The color will guide biofilm removal. Once biofilm is removed, calculus is easier to detect.

## 03 MOTIVATE

### RAISE AWARENESS AND TEACH

Emphasize prevention<sup>5</sup>. Instruct your patients in oral hygiene. EMS recommends interdental brushes or dental floss as well as electric or manual toothbrushes<sup>6</sup> and AIRFLOW<sup>®</sup> erythritol toothpaste for daily home care.

## 04 AIRFLOW<sup>®</sup> MAX

### REMOVE BIOFILM, STAINS<sup>7</sup> AND EARLY CALCULUS

Use AIRFLOW<sup>®</sup> MAX<sup>8,9</sup> for natural teeth<sup>10</sup>, restorations<sup>11</sup> and implants<sup>15</sup>. Remove biofilm supra<sup>12,13,18,20,21</sup> and subgingivally up to 4mm<sup>14,15,16,17,18</sup> using AIRFLOW<sup>®</sup> PLUS 14µm Powder<sup>14,15</sup>. Also remove biofilm from gingiva, tongue<sup>17</sup> and palate. Remove remaining stains<sup>7</sup> on enamel using AIRFLOW<sup>®</sup> Classic Comfort Powder.

## 05 PERIOFLOW<sup>®</sup>

### REMOVE BIOFILM IN >4 TO 9MM POCKETS

Use AIRFLOW<sup>®</sup> PLUS Powder, on natural teeth<sup>24,25,26,27</sup> in deep pockets and root furcations and on implants<sup>28,29</sup>. Use new and slimmer PERIOFLOW<sup>®</sup> Nozzle<sup>18,19,20,21,22,23</sup>.

## 06 PIEZON<sup>®</sup> PS

### REMOVE REMAINING CALCULUS

Use the minimally invasive EMS PIEZON<sup>®</sup> NO PAIN\* PS<sup>30,31,32</sup> Instrument supra- and subgingivally up to 10mm. Clean > 10mm pockets with mini curette. Use EMS PIEZON<sup>®</sup> PI<sup>33</sup> Instrument around implants up to 3mm subgingivally and on restorations.

## 07 CHECK

### MAKE YOUR PATIENT SMILE

Check whether oral biofilm, stains and calculus have been removed completely. Accurately diagnose caries<sup>34</sup>. Protect with fluoride<sup>35</sup>. No more polishing<sup>10</sup>.

## 08 RECALL

### HEALTHY PATIENT = HAPPY PATIENT

Schedule recall<sup>36</sup> frequency according to risk assessment. Ask your patients if he or she liked the treatment.

\* NO PAIN applies when used in accordance with EMS instructions and/or training by the Swiss Dental Academy



**1. A NOVEL BIOFILM REMOVAL APPROACH (GUIDED BIOFILM THERAPY) UTILIZING ERYTHRITOL AIR-POLISHING AND ULTRASONIC PIEZO INSTRUMENTATION: A RANDOMIZED CONTROLLED TRIAL**

Vouros I, Antonoglou GN, Anoixiadou S, Kalfas S - Int J Dent Hygiene. 2021;00:1-10

**2. INACTIVATION OF SARS-COV-2 THROUGH TREATMENT WITH THE MOUTH RINSING SOLUTIONS VIRUPROX® AND BACTERX® PRO.**

Koch-Heier J, Hoffmann H, Schindler M, Lussi A, Planz O - Microorganisms 2021 Mar 3;9(3):521.

**3. CONVENTIONAL VERSUS COMPREHENSIVE DENTAL PROPHYLAXIS: COMPARING THE CLINICAL OUTCOMES BETWEEN RUBBER CUP AND AIR POLISHING AND THE IMPORTANCE OF PLAQUE DISCLOSURE**

Fu JH, Wong LB, Tong HJ, Sim YF - Quintessence Int 2021;52:264-274

**4. PLAQUE DISCLOSING AGENT AS A GUIDE FOR PROFESSIONAL BIOFILM REMOVAL: A RANDOMIZED CONTROLLED CLINICAL TRIAL**

Mensi M, Scotti E, Sordillo A, Agosti R, Calza S - Int J Dent Hyg. 2020 Aug;18(3):285-294

**5. EFFECT OF PROFESSIONAL MECHANICAL PLAQUE REMOVAL ON SECONDARY PREVENTION OF PERIODONTITIS AND THE COMPLICATIONS OF GINGIVAL AND PERIODONTAL PREVENTIVE MEASURES. CONSENSUS REPORT OF GROUP 4 OF THE 1TH EUROPEAN WORKSHOP ON PERIODONTOLOGY ON EFFECTIVE PREVENTION OF PERIODONTAL AND PERI-IMPLANT DISEASES**

Sanz M, Bäumer A, Buduneli N, Dommisch H, Farina R, Kononen E, Linden G, Meyle J, Preshaw PM, Quirynen M, Roldan S, Sanchez N, Sculean A, Slot DE, Trombelli L, West N, Winkel E - J Clin Periodontol. 2015 Apr;42 Suppl 16:S214-20

**6. EFFICACY OF SONIC VERSUS MANUAL TOOTHBRUSHING AFTER PROFESSIONAL MECHANICAL PLAQUE REMOVAL: A 6-MONTH RANDOMIZED CLINICAL TRIAL**

Magda Mensi, Eleonora Scotti, Annamaria Sordillo, Valentina Brognoli, Maria Paola Dominici, Stefano Calza - Int J Dent Hygiene. 2021;00:1-10.

**7. CLINICAL COMPARISON OF THE STAIN REMOVAL EFFICACY OF TWO AIR POLISHING POWDERS**

Hongsathavij R, Kuphasuk Y, Rattanasuwan K - Eur J Dent. 2017 Jul-Sep; 11(3): 370-375.

**8. AEROSOLS IN DENTISTRY: THE BACTERIAL CONTAMINATION OF THE ROOM AIR DURING AN AIRFLOW® TREATMENT**

Donnet M, Bastendorf KD, Mensi M, Lussi A - ZM Special edition 12/20 - Page 24-26

**9. A NOVEL METHOD TO MEASURE THE POWDER CONSUMPTION OF DENTAL AIRPOLISHING DEVICES**

Donnet M, Fournier M, Schmidlin PR, Lussi A - Appl. Sci. 2021, 11(3), 1101

**10. IN VITRO STUDY OF SURFACE CHANGES INDUCED TO ENAMEL AND CEMENTUM BY DIFFERENT SCALING AND POLISHING TECHNIQUES**

Arefnia B, Koller M, Wimmer G, Lussi A, Haas M - Oral Health Prev Dent 2021;19(1):85-92.

**11. AN IN VITRO COMPARISON OF THE EFFECTS OF VARIOUS AIR POLISHING POWDERS ON ENAMEL AND SELECTED ESTHETIC RESTORATIVE MATERIALS**

Barnes CM, Covey D, Watanabe H, Simetich B, Schulte JR, Chen H - J Clin Dent. 2014;25(4):76-87

**12. RESEARCH ON DENTAL PLAQUE REMOVAL METHODS FOR EFFICIENT ORAL PROPHYLAXIS: WITH A FOCUS ON AIR POLISHING AND RUBBER CUP POLISHING**

Park BY, Kim M, Park J, Jeong JH, Noh H - Int J Dent Hyg. 2020 Nov 20

**13. USE OF AIR POLISHING FOR SUPRA- AND SUBGINGIVAL BIOFILM REMOVAL FOR TREATMENT OF RESIDUAL PERIODONTAL POCKETS AND SUPPORTIVE PERIODONTAL CARE: A SYSTEMATIC REVIEW**

NASCIMENTO GG, LEITE, FRM, PENNISI PRC et al Clin Oral Invest 25, 779-795 (2021)

**14. RETROSPECTIVE ANALYSIS OF THE LONG-TERM EFFECT OF SUBGINGIVAL AIR POLISHING IN SUPPORTIVE PERIODONTAL THERAPY**

Petersilka G, Koch R, Vomhof A, Joda T, Harks I, Arweiler N, Ehmke B - J Clin Periodontol. 2021 Feb;48(2):263-271

**15. ERYTHRITOL-ENRICHED POWDER AND ORAL BIOFILM REGROWTH ON DENTAL IMPLANTS: AN IN VITRO STUDY**

Amate-Fernández P, Figueiredo R, Blanc V, Álvarez G, León R, Valmaseda-Castellón E - Med Oral Patol Oral Cir Bucal. 2021 Mar 27:24622

**16. CLINICAL OUTCOMES OF USING ERYTHRITOL POWDER BY MEANS OF AIRPOLISHING WITH ULTRASONIC DEBRIDEMENT IN THE TREATMENT OF INITIAL PERIODONTAL POCKETS IN HAND OF DENTAL STUDENTS: A SPLIT-MOUTH, RANDOMIZED, COMPARATIVE, CONTROLLED STUDY. PART I**

Albonni H, Alseirafi W, Tekleh H, Orabi FA, Alhaj M, Almasri D, Hamadh H, Sawaf H - May 2021, Int J Dent Hygiene. 2021;00:1-11

**17. MICROBIOLOGICAL DYNAMICS OF RED COMPLEX BACTERIA FOLLOWING FULLMOUTH AIR POLISHING IN PERIODONTALLY HEALTHY SUBJECTS—A RANDOMIZED CLINICAL PILOT STUDY**

Reinhardt B, Klocke A, Neering SH, Selbach S, Peters U, Flemmig TF, Beikler T - Clin Oral Investig 2019 Oct;23(10):3905-3914

**18. AIR POLISHING IN SUBGINGIVAL ROOT DEBRIDEMENT DURING SUPPORTIVE PERIODONTAL CARE: A REVIEW**

Janaphan K, Hill RG, Gillam D - J Orthod Craniofac Res;2020; 2: 113

**19. THE EFFICACY OF AIR POLISHING DEVICES IN SUPPORTIVE PERIODONTAL THERAPY: A SYSTEMATIC REVIEW AND META-ANALYSIS**

Ng E, Byun R, Spahr A, Divnic-Resnik T - Quintessence Int. 2018;49(6):453-467

**20. EFFICACY OF THE ADDITIONAL USE OF SUBGINGIVAL AIR POLISHING WITH ERYTHRITOL POWDER IN THE TREATMENT OF PERIODONTITIS PATIENTS: A RANDOMIZED CONTROLLED CLINICAL TRIAL**

Mensi M, Scotti E, Sordillo A, Calza S, Guarnelli ME, Fabbri C, Farina R, Trombelli L - Clin Oral Investig. 2021 Feb;25(2):729-736

**21. RANDOMIZED CONTROLLED TRIAL ASSESSING EFFICACY AND SAFETY OF GLYCINE POWDER AIR POLISHING IN MODERATE-TO-DEEP PERIODONTAL POCKETS**

Flemmig TF, Arushanov D, Daubert D, Rothen M, Mueller G, Leroux BG - J Perio 2012 Apr;83(4):444-52

**22. A PARADIGM SHIFT IN MECHANICAL BIOFILM MANAGEMENT? SUBGINGIVAL AIR POLISHING: A NEW WAY TO IMPROVE MECHANICAL BIOFILM MANAGEMENT IN THE DENTAL PRACTICE**

Sculean A, Bastendorf KD, Becker C, Bush B, Einwig J, Lanoway C, Platzer U, Schmage P, Schoeneich B, Walter C, Wennström JL, Flemmig TF - Quintessence Int. 2013 Jul;44(7):475-7

**23. CLINICAL AND MICROBIOLOGICAL EFFECT OF FREQUENT SUBGINGIVAL AIR POLISHING ON PERIODONTAL CONDITIONS: A SPLIT-MOUTH RANDOMIZED CONTROLLED TRIAL**

Sekino S, Ogawa T, Murakashi E, Ito H, Numabe Y - Odontology. 2020 Oct;108(4):688-696.

**24. SUBGINGIVAL AIR-POLISHING WITH ERYTHRITOL DURING PERIODONTAL MAINTENANCE: RANDOMIZED CLINICAL TRIAL OF TWELVE MONTHS**

Müller N, Moëne R, Cancela JA, Mombelli A - J Clin Periodontol. 2014 Sep;41(9):883-9

**25. ADJUNCTIVE AIR-POLISHING WITH ERYTHRITOL IN NONSURGICAL PERIODONTAL THERAPY: A RANDOMIZED CLINICAL TRIAL**

Jentsch HFR, Flechsig C, Kette B, Eick S - BMC Oral Health. 2020 Dec 29;20(1):364

**26. ONE-STAGE FULL MOUTH INSTRUMENTATION (OSFMI): CLINICAL OUTCOMES OF AN INNOVATIVE PROTOCOL FOR THE TREATMENT OF SEVERE PERIODONTITIS**

M Mensi, M Feres, S Calza, A Sordillo, E Scotti, G Garzetti - J Int Acad Periodontol. 2020 Jul 1;22(3):129

**27. CLINICAL OUTCOMES FOLLOWING SUBGINGIVAL APPLICATION OF A NOVEL ERYTHRITOL POWDER BY MEANS OF AIR POLISHING IN SUPPORTIVE PERIODONTAL THERAPY: A RANDOMIZED, CONTROLLED CLINICAL STUDY**

Hägi TT, Hofmänner P, Salvi GE, Ramseier CA, Sculean A - Quintessence International 2013 Nov-Dec;44(10):753-61

**28. ERYTHRITOL AIRPOLISHING IN THE NON-SURGICAL TREATMENT OF PERIIMPLANTITIS: A RANDOMIZED CONTROLLED TRIAL**

Hentenaar DFM, De Waal YCM, Stewart RE, Van Winkelhoff AJ, Meijer HJA, Raghoobar GM - Clin Oral Implants Res. 2021 Jul;32(7):840-852.

**29. NEW MULTIPLE ANTI-INFECTIVE NON-SURGICAL THERAPY IN THE TREATMENT OF PERI-IMPLANTITIS: A CASE SERIES**

Mensi M, Scotti E, Calza S, Pilloni A, Grusovin MG, Mongardini C - Minerva Stomatol. 2017 Dec;66(6):255-266

**30. PENETRATION DEPTHS WITH AN ULTRASONIC MINI INSERT COMPARED WITH A CONVENTIONAL CURETTE IN PATIENTS WITH PERIODONTITIS AND IN PERIODONTAL MAINTENANCE**

Barendregt DS, Van der Velden U, Timmerman MF, Van der Weijden F - J Clin Periodontol. 2008 Jan;35(1):31-6

**31. SUBGINGIVAL DEBRIDEMENT OF PERIODONTAL POCKETS BY AIR POLISHING IN COMPARISON WITH ULTRASONIC INSTRUMENTATION DURING MAINTENANCE THERAPY**

Wennström JL, Dahlén G, Ramberg P - J Clin Periodontol 2011 Sep;38(9):820-7

**32. FULL-MOUTH ULTRASONIC DEBRIDEMENT VERSUS QUADRANT SCALING AND ROOT PLANING AS AN INITIAL APPROACH IN THE TREATMENT OF CHRONIC PERIODONTITIS**

Wennström JL, Tomasi C, Bertelle A, Dellasega E - J Clin Periodontol. 2005 Aug;32(8):851-9

**33. CLEANING EFFICACY OF POLY-ETHER-ETHER-KETONE TIPS IN ELIMINATING CEMENT REMNANTS AROUND IMPLANTS WITH DIFFERENT ABUTMENT HEIGHTS**

Koyuncuoglu CZ, Kara HB, Akdemir S, Demir B, Al-Haj Husain N, Özcan M - J Oral Implantol. 2020 Dec 1;46(6):548-554

**34. DETECTION, ASSESSMENT, DIAGNOSIS AND MONITORING OF CARIES**

Pitts N - Monographs in oral science, Vol 21

**35. EFFECTS OF FLUORIDES: GENERAL ASPECTS - FIXED ORTHODONTIC APPLIANCES: CARIES AND PROPHYLAXIS**

Lussi A, Attin R - Informationen aus Orthodontie & Kieferorthopädie 2020; 52(03): 211-218

**36. PATIENTENAKZEPTANZ NACH UMSTELLUNG AUF GUIDED BIOFILM THERAPY - PATIENT ACCEPTANCE OF GUIDED BIOFILM THERAPY**

Furrer C, Bättig R, Votta I, Bastendorf KD, Schmidlin PR - Swiss Dent J. 2021 Mar 8;131(3):229-234. German. PMID: 33666383



# THE GBT TOOLS



AIRFLOW® Prophylaxis Master



PIEZON® Instrument



GBT Flowcontrol®



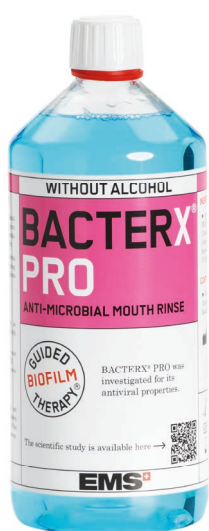
AIRFLOW® MAX handpiece



PIEZON® LED handpiece



PERIOFLOW® handpiece



SDA   
SWISS DENTAL ACADEMY



**CERTIFIED PRACTICE**

**THE  
SWISS  
ORIGINALS**

**—**

**BEST  
VALUE**





# SMILE IS IN THE AIR

"I FEEL  
GOOD"

GBT

E.M.S.  
Electro Medical Systems S.A.  
Ch. de la Vuarpillière 31  
1260 Nyon - Switzerland  
+41229944700  
[EMS-DENTAL.COM](http://EMS-DENTAL.COM)

**EMS**   
MAKE ME SMILE.